



FEATURES

- ◆ Internal silver printed layers and magnetic shielded structures to minimize crosstalk
- ◆ Perfect effect for EMI suppression at high frequency ($\geq 1\text{GHz}$)
- ◆ Low DC resistance suitable for large current signals
- ◆ Four types material and wide range of impedance values for various applications

APPLICATIONS

- ◆ High frequency noise suppression in electric equipments such as computers and peripheral devices, DVD, cameras, LCD TVs, communication equipments, OA equipments.

PRODUCT IDENTIFICATION

HPCB = **FD** **HU** **1608** **T** **221** **R60** **F** **XX**
 A B C D E F G H I

A

Type	
HPCB	Chip Ferrite Bead for High Frequency and Large Current

B

F	Material Code
F=ferrite	G, K, D, U

C

Feature Code	
H	high frequency
U	large current

D

External Dimensions (L×W) (mm)	
1005 [0402]	1.0×0.5
1608 [0603]	1.6×0.8

E

Packing	
T	Tape & Reel

F

Nominal Impedance	
Example	Nominal Value
221	220Ω
102	1000Ω

G

Rated Current	
R60	0.6A
1R0	1.0A

H

Hazardous Substance Free Products
F

I

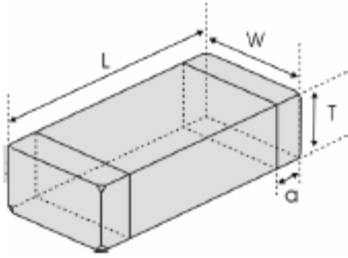
Internal Code
XX

The data is reference only. Customers should verify actual device performance in their specific applications. Specifications are subject to change without notice. Please check our website for latest information. <http://www.ftind.com>



SHAPE AND DIMENSIONS

Unit: mm [inch]



Type	L	W	T	a
HPCB-1005 [0402]	1.0±0.15 [.039±.006]	0.5±0.15 [.020±.006]	0.5±0.15 [.020±.006]	0.25±0.1 [.010±.004]
HPCB-1608 [0603]	1.6±0.15 [.063±.006]	0.8±0.15 [.031±.006]	0.8±0.15 [.031±.006]	0.3±0.2 [.012±.008]

SPECIFICATIONS

HPCB-1005 TYPE

Part Number	Impedance		Max. DC Resistance	Max. Rated Current	Thickness
	@100MHz	@1GHz Min.			
Units Symbol	Ω Z		Ω DCR	mA Ir	mm [inch] T
HPCB-FDHU1005T121-R60F	120±25%	100	0.25	600	0.5±0.15 [.020±.006]
HPCB-FDHU1005T221-R50F	220±25%	300	0.38	500	
HPCB-FUHU1005T121-R60F	120±25%	100	0.25	600	
HPCB-FUHU1005T121-1R1F	120±25%	100	0.13	1100	
HPCB-FUHU1005T221-R50F	220±25%	200	0.38	500	
HPCB-FUHU1005T221-R70F	220±25%	250	0.25	700	

HPCB-1608 TYPE

Part Number	Impedance		Max. DC Resistance	Max. Rated Current	Thickness
	@100MHz	@1GHz Min.			
Units Symbol	Ω Z		Ω DCR	mA Ir	mm [inch] T
HPCB-FGHU1608T121-R90B01F	120±25%	500	0.13	900	0.8±0.15 [.031±.006]
HPCB-FDHU1608T121-1R5F	120±25%	200	0.07	1500	
HPCB-FDHU1608T151-R80F	150±25%	200	0.2	800	
HPCB-FDHU1608T151-1R5F	150±25%	200	0.07	1500	
HPCB-FDHU1608T221-R60F	220±25%	300	0.25	600	
HPCB-FDHU1608T221-1R2F	220±25%	300	0.12	1200	
HPCB-FDHU1608T331-R90B01F	330±25%	380	0.15	900	
HPCB-FDHU1608T391-R70F	390±25%	600	0.18	700	
HPCB-FDHU1608T471-R70B02F	470±25%	550	0.22	700	
HPCB-FDHU1608T601-R70B01F	600±25%	750	0.24	700	

The data is reference only. Customers should verify actual device performance in their specific applications. Specifications are subject to change without notice. Please check our website for latest information. <http://www.ftind.com>



SPECIFICATIONS

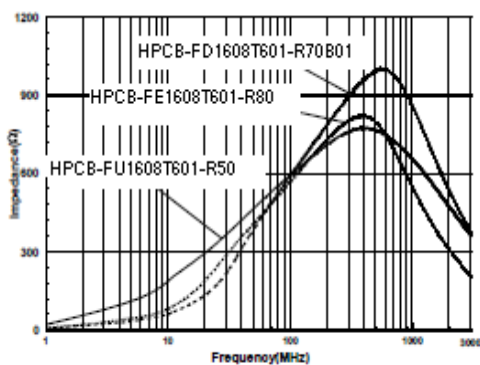
HPCB-1608 TYPE

Part Number	Impedance		Max. DC Resistance	Max. Rated Current	Thickness
	@100MHz	@1GHz Min.			
Units Symbol	Ω Z		Ω DCR	mA Ir	mm [inch] T
HPCB-FDHU1608T102-R60F	1000±25%	1000	0.35	600	0.8±0.15 [.031±.006]
HPCB-FEHU1608T601-R80F	600±25%	500	0.25	800	
HPCB-FEHU1608T102-R60F	1000±25%	600	0.35	600	
HPCB-FEHU1608T152-R50F	1500±25%	1000	0.5	500	
HPCB-FUHU1608T101-R80F	100±25%	100	0.2	800	
HPCB-FUHU1608T101-2R0F	100±25%	100	0.055	2000	
HPCB-FUHU1608T121-2R0F	120±25%	110	0.055	2000	
HPCB-FUHU1608T221-R60F	220±25%	220	0.25	600	
HPCB-FUHU1608T471-R50F	470±25%	400	0.32	500	
HPCB-FUHU1608T601-R50F	600±25%	450	0.35	500	
HPCB-FUHU1608T102-R15F	1000±25%	750	0.9	150	

※□: Products with other electrical characteristics can be provided upon customer's request. Please contact your local sales.

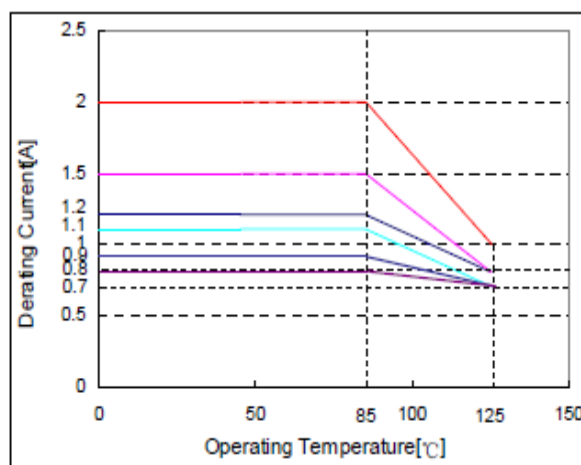
TYPICAL ELECTRICAL CHARACTERISTICS

D, E, U Material Comparison



Rated Current

When operating temperatures exceed +85°C, derating of current is necessary for chip ferrite beads for which rated current is 800mA and over. Please apply the derating curve shown in chart according to the operating temperature.



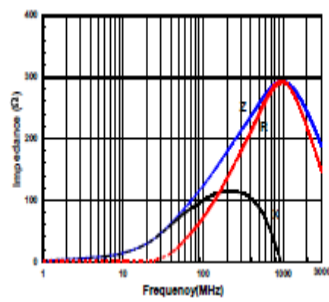
The data is reference only. Customers should verify actual device performance in their specific applications. Specifications are subject to change without notice. Please check our website for latest information. <http://www.ftind.com>



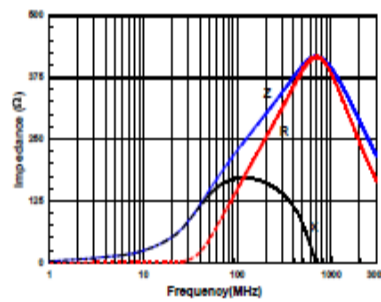
DETAIL ELECTRICAL CHARACTERISTICS

HPCB-1005 TYPE

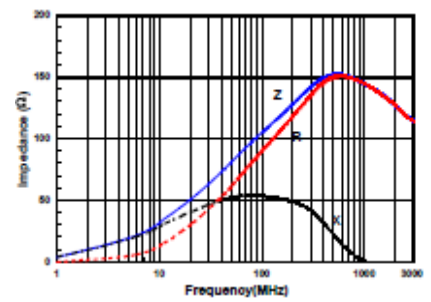
HPCB-FDHU1005T121-R60



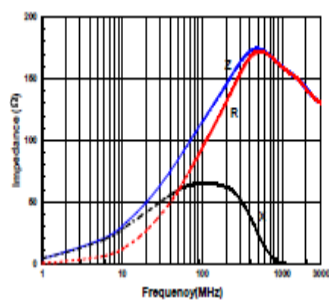
HPCB-FDHU1005T221-R50



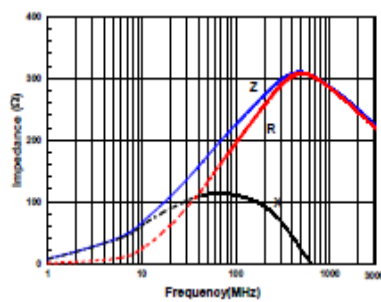
HPCB-FUHU1005T121-R60



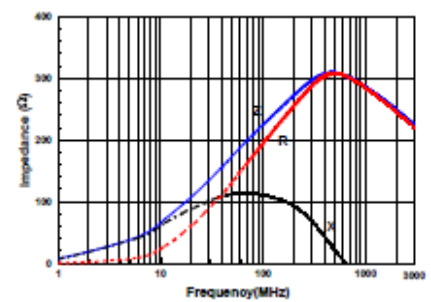
HPCB-FUHU1005T121-1R1



HPCB-FUHU1005T221-R50

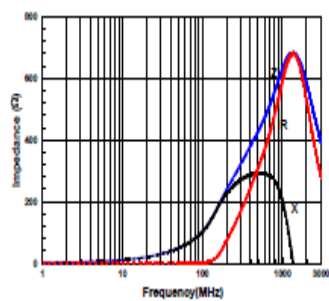


HPCB-FUHU1005T221-R70

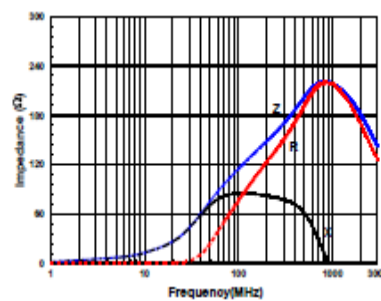


HPCB-1608 TYPE

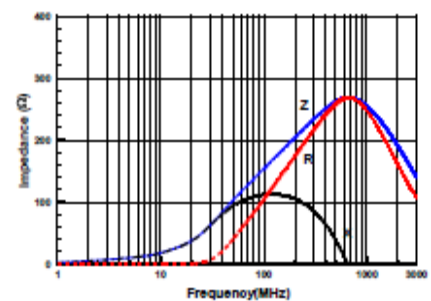
HPCB-FGHU1608T121-R90B01



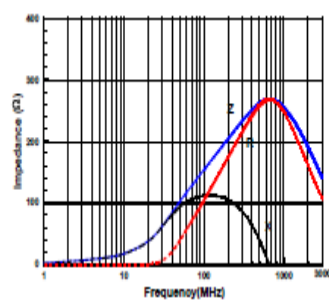
HPCB-FDHU1608T121-1R5



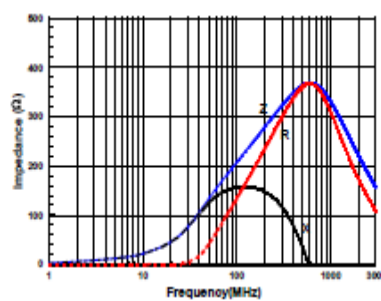
HPCB-FDHU1608T151-R80



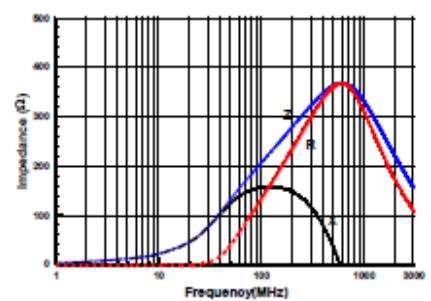
HPCB-FDHU1608T151-1R5



HPCB-FDHU1608T221-R60



HPCB-FDHU1608T221-1R2



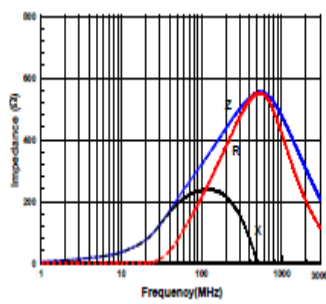
The data is reference only. Customers should verify actual device performance in their specific applications. Specifications are subject to change without notice. Please check our website for latest information. <http://www.ftind.com>



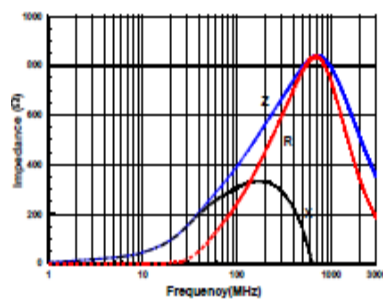
DETAIL ELECTRICAL CHARACTERISTICS

HPCB-1608 TYPE

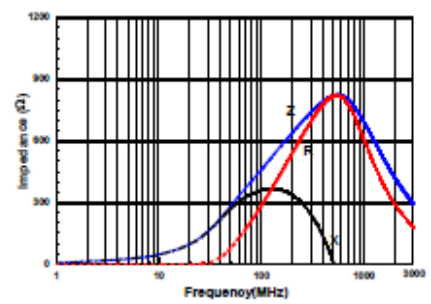
HPCB-FDHU1608T331-R90B01



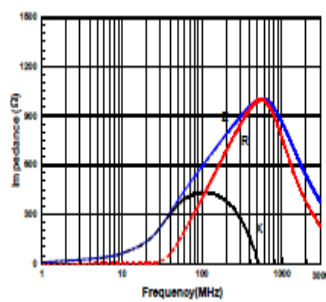
HPCB-FDHU1608T391-R70



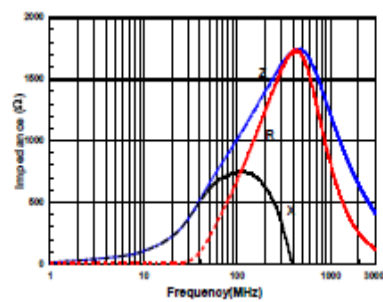
HPCB-FDHU1608T471-R70B02



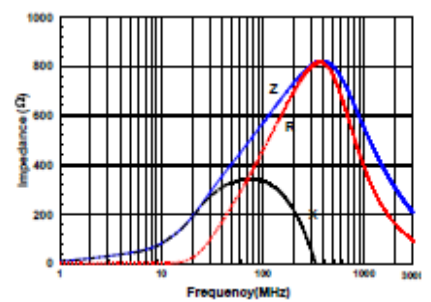
HPCB-FDHU1608T601-R70B01



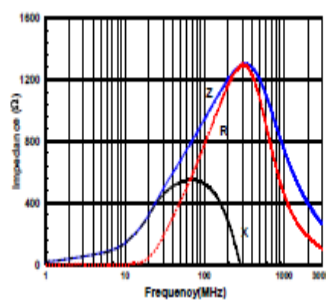
HPCB-FDHU1608T102-R60



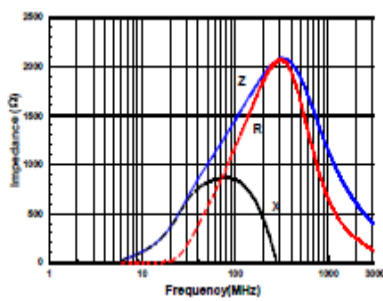
HPCB-FEHU1608T601-R80



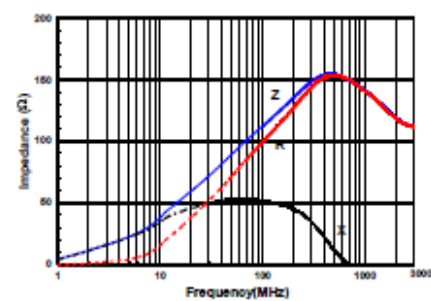
HPCB-FEHU1608T102-R60



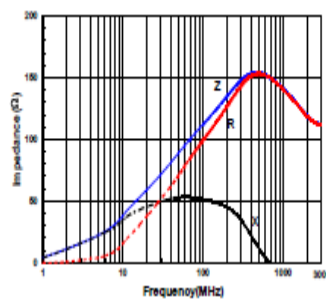
HPCB-FEHU1608T152-R50



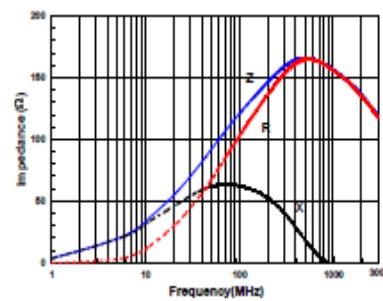
HPCB-FUHU1608T101-R80



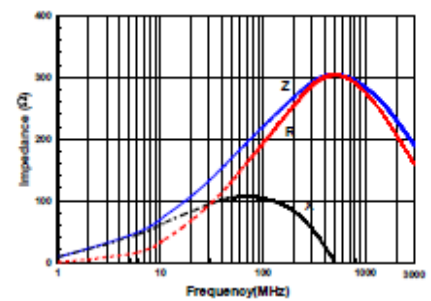
HPCB-FUHU1608T101-2R0



HPCB-FUHU1608T121-2R0



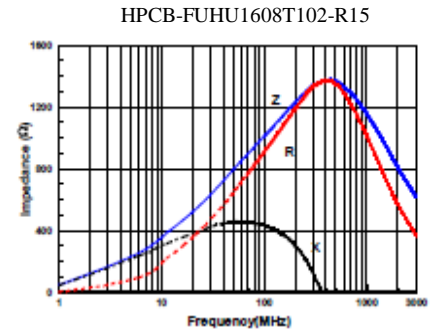
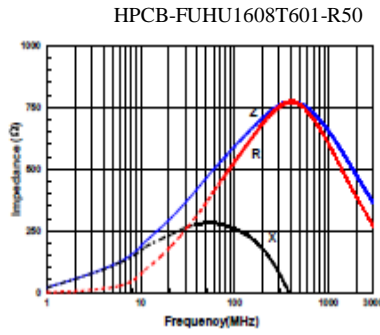
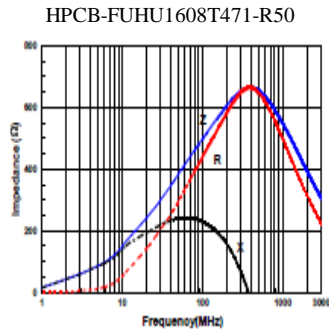
HPCB-FUHU1608T221-R60



The data is reference only. Customers should verify actual device performance in their specific applications. Specifications are subject to change without notice. Please check our website for latest information. <http://www.ftind.com>

DETAIL ELECTRICAL CHARACTERISTICS

HPCB-1608 TYPE



The data is reference only. Customers should verify actual device performance in their specific applications. Specifications are subject to change without notice. Please check our website for latest information. <http://www.ftind.com>